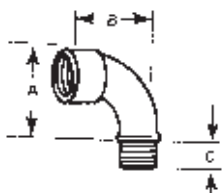


# T&B Conduit Fittings

## Rigid and Intermediate Metal Conduit Fittings



### Bushed Elbows



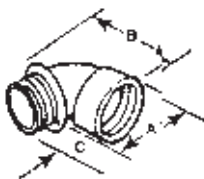
The noninsulated elbow has smoothly rounded shoulders to protect conductor insulation. Malleable iron.

Cat. No.	Size	Dimensions (in.)		
		A	B	C
460TB	1/2"	1-13/16	1-1/8	5/8
461TB	3/4"	2-1/4	1-1/2	9/16
462	1"	2-23/32	1-23/32	11/16
463	1-1/4"	3-1/8	2-1/16	25/32

For Dura-Plate™ finish, add prefix 040- to Cat. No. Consult Customer Service for details.



### Short Elbows—Nylon Insulated



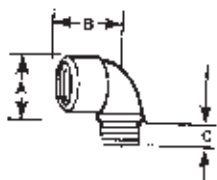
The integral insulation of the insulated elbow is a guarantee that the bushing of every fitting will be smooth. Malleable iron.

Cat. No.	Size	Dimensions (in.)		
		A	B	C
4290	1/2"	1-7/32	1-1/4	1/2
4291	3/4"	1-7/16	1-5/16	9/16
4292	1"	1-23/32	1-9/16	11/16
4293	1-1/4"	2-7/32	2-1/16	13/16
4294	1-1/2"	2-15/32	2-3/16	13/16
4295	2"	3	2-9/16	13/16

For Dura-Plate™ finish, add prefix 040- to Cat. No. Consult Customer Service for details.  
Not U.L. Listed



### Short Elbows



When an insulated elbow is not desired, the Noninsulated short elbow should be used. Malleable iron.

Cat. No.	Size	Dimensions (in.)		
		A	B	C
4250	1/2"	1-5/16	1-1/4	7/16
4251	3/4"	1-17/32	1-5/16	1/2
4252	1"	1-13/16	1-9/16	5/8
4253	1-1/4"	2-9/32	2-1/16	11/16
4254	1-1/2"	2-9/16	2-3/16	11/16
4255	2"	3-3/32	2-9/16	11/16

For Dura-Plate™ finish, add prefix 040- to Cat. No. Consult Customer Service for details.