

Contactors and Contactor Assemblies



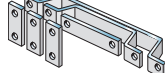

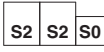
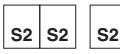
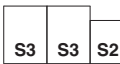


Contactor Assemblies for Switching Motors

SIRIUS

NEMA 1 Enclosure



Accessories

Design	Sizes	Order No.	List Price \$	Weight approx. kg
Installation kits				
 3RA19 13-2B	The installation kit contains: Mechanical interlock 3 connecting clips, WYE jumper Wiring connectors on the top and bottom The installation kit contains: 5 connecting clips, WYE jumper Wiring connectors on the top and bottom The installation kit contains: WYE jumper on the top Wiring jumper on the bottom (The wiring connector on the top is not included in the scope of supply. A double infeed between the line contactor and the delta contactor is recommended.)	S00-S00-S00	3RA19 13-2B	1 set 0.05
		S0-S0-S0	3RA19 23-2B	1 set 0.06
 3RA19 53-2B  3RA19 53-2N, 3RA19 63-2B, 3RA19 73-2B		S2-S2-S0	3RA19 33-2C	1 set 0.16
		S2-S2-S2	3RA19 33-2B	0.16
		S3-S3-S2	3RA19 43-2C	0.33
		S3-S3-S3	3RA19 43-2B	0.16
		S6-S6-S6	3RA19 53-2B	0.85
		S6-S6-S6	3RA19 53-2N	0.60
		S10-S10-S10	3RA19 63-2B	1.80
		S12-S12-S12	3RA19 73-2B	2.20
3-phase feeder terminal				
	Feeder terminal block for the line contactor for large conductor cross-sections			1 unit
	Conductor cross-section: 6 mm², 10 AWG	S00	3RA19 13-3K	0.02
	Conductor cross-section: 25 mm², 4 AWG	S0	3RV19 15-5A	0.04
	Conductor cross-section: 50 mm², 1 AWG	S2	3RV19 35-5A	0.10
1-phase feeder terminals				
	Conductor cross-section: 95 mm²	S3	3RA19 43-3L	0.280
3-phase busbar				
	For in-phase bridging of all input terminals of the line contactor (K1) and the delta contactor (K3)	S0	3RT19 26-4CC20	1 unit 0.03
		S2	3RV19 35-1A	0.15
Link for paralleling, 3-pole (WYE jumpers)				
 3RT19 26-4BA31	Without terminal (the links for paralleling can be reduced by one pole)	S00	3RT19 16-4BA31	1 unit 0.004
		S0	3RT19 26-4BA31	0.007
		S2	3RT19 36-4BA31	0.02
		S3	3RT19 46-4BA31	0.02
		S6 ¹⁾	3RT19 56-4BA31	0.15
		S10, S12 ¹⁾	3RT19 66-4BA31	
Baseplates				
	For customer assembly of WYE-delta contactor assemblies with a laterally mounted time-delay			1 unit
Side-by-side mounting			3RA19 32-2E	0.45
10 mm clearance between K3 and K2			3RA19 32-2F	0.48
Side-by-side mounting			3RA19 42-2E	0.72
10 mm clearance between K1, K3 and K2				1 unit
	S6 S6 S3		3RA19 52-2E	2.0
	S6 S6 S6		3RA19 52-2F	2.1
	S10 S10 S6		3RA19 62-2E	
	S10 S10 S10		3RA19 62-2F	
	S12 S12 S10		3RA19 72-2E	
	S12 S12 S12		3RA19 72-2F	
	For customer assembly of WYE-delta contactor assemblies with front-mounted time-delay relay 10 mm clearance between K1, K3 and K2			1 unit
	S2 S2 S0		3RA19 32-2B	0.45
	S2 S2 S2		3RA19 32-2B	0.45
	S3 S3 S2		3RA19 42-2B	0.70

1) The 3RT19 56-4EA1 (S6) or 3RT19 66-4EA1 (S10, S12) cover can be used for shock-hazard protection.