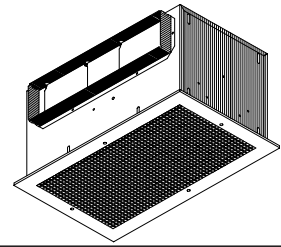


## L400, L500 & L700 SERIES LOSONE SELECT® CEILING MOUNT VENTILATORS



**Incredibly reliable. Unbelievably quiet. Offering the CFM choices you need at the lowest sound levels in the industry.**

### FEATURES

#### GRILLE:

- Conceals interior
- Low profile styling blends with any decor
- Metal, finished with white painted enamel

#### BLOWER:

- Low RPM for quiet operation
- Resilient anti-vibration mounts
- Balanced, polymeric, centrifugal blower wheel for quiet, efficient performance (Models L400K & L500K - metal wheels)
- Permanently lubricated, thermally protected motor
- Plug-in motor rated at 120 VAC
- Designed for continuous operation

#### HOUSING:

- Rugged, 20 gauge galvanized steel
- 4½" x 18½" (114.3 mm x 469.9 mm) duct connector
- 1/2" (12.7 mm) acoustic insulation inside (Models L400K & L500K - no insulation - for kitchen applications)
- May be installed in ceiling or wall (size permitting)
- 8-position mounting brackets for easy installation and greater adaptability to various mounting requirements
- Automatic back draft damper located within duct connector
- Factory-shipped in horizontal discharge position - easily converted to vertical discharge
- May be installed as an in-line ventilator with addition of accessory kit Model 982L (purchase separately)

### TYPICAL SPECIFICATION

Ventilator shall be Broan Model L400, (L400K), (L500), (L500K) or (L700).

Ventilator shall have galvanized steel housing insulated with at least 1/2" (12.7 mm) of acoustic insulation (with no insulation - Models L400K & L500K). Housing to have adjustable mounting brackets.

Automatic back draft damper to be located within duct connector. Duct connector, blower assembly, and wiring plate shall be adjustable for either horizontal or vertical installation.

Blower unit shall be removable from housing and will have a polymeric (metal - Models L400K & L500K), balanced centrifugal-type blower wheel. Motor to be permanently lubricated and mounted with resilient anti-vibration mounts. RPM not to exceed number listed for each model.

Air delivery shall be no less and sound levels no greater than listed for each model. All air and sound ratings shall be certified by AMCA. Units to be UL and cUL listed.



"Broan-NuTone LLC certifies that the models shown herein are licensed to bear the AMCA Seal. The ratings shown are based on tests and procedures performed in accordance with AMCA Publication 211 (and AMCA Publication 311 if sound is also certified) and comply with the requirements of the AMCA Certified Ratings Program"




Broan-NuTone LLC, 926 West State Street, Hartford, WI 53027 (1-800-637-1453)  
Broan-NuTone Canada Inc., 1140 Tristar Drive, Mississauga, Ontario, Canada L5T 1H9 (1-888-882-7626)

REFERENCE	QTY.	REMARKS	Project
			Location
			Architect
			Engineer
			Contractor
			Submitted by Date

# PERFORMANCE RATINGS - L400, L500 & L700 SERIES LOSONE SELECT® CEILING MOUNT VENTILATORS

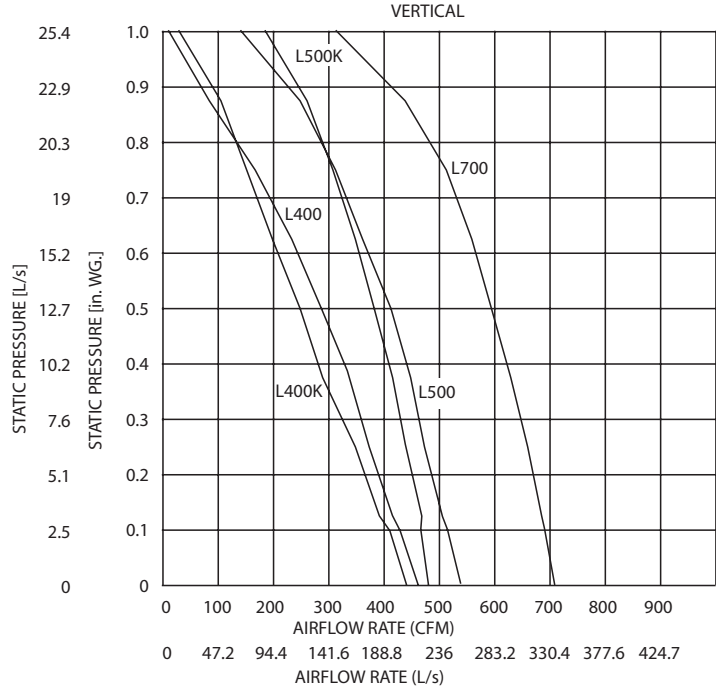
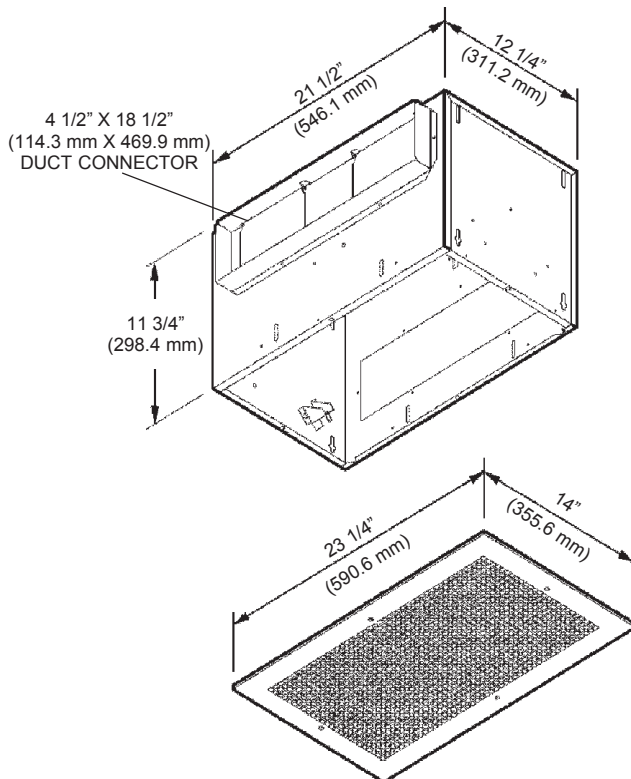
## AMCA LICENSED PERFORMANCE

CFM (L/s) SONES AT STATIC PRESSURE [Ps in. (mm) of water]															
MODEL NUMBER	NOMINAL VOLTAGE		0.0 (0.0)	0.1 (2.5)	0.125 (3.2)	0.250 (6.4)	0.375 (9.5)	0.50 (12.7)	0.625 (15.9)	0.750 (19.0)	0.875 (22.2)	1.0 (25.4)	NOMINAL RPM	AMPS @ 60 Hz	WATTS
L400	120 VAC	CFM (L/s) Hor.	480 (226.5)	442 (208.6)	434 (204.8)	388 (183.1)	344 (162.3)	299 (141.1)	229 (108.1)	182 (85.9)	114 (53.8)	33 (15.6)	735	1.4	146
		SONES Hor.	2.0	2.4	2.3	2.8	3.3	3.8	4.5	4.8	5.4	5.6			
		CFM (L/s) Ver.	467 (220.4)	428 (202.0)	416 (196.3)	378 (178.4)	335 (158.1)	291 (137.3)	237 (111.9)	170 (80.2)	85 (40.1)	8.0 (3.8)	755	1.4	146
		SONES Ver.	2.3	2.6	2.6	3.0	3.5	4.0	5.1	5.5	5.7	5.9			
L400K	120 VAC	CFM (L/s) Hor.	442 (208.6)	415 (195.9)	406 (191.6)	370 (174.6)	330 (155.7)	274 (129.3)	230 (108.5)	191 (90.1)	130 (61.4)	50 (23.6)	675	1.4	146
		SONES Hor.	2.9	3.2	3.3	3.8	4.4	5.3	6.0	6.5	6.8	7.2			
		CFM (L/s) Ver.	440 (207.7)	409 (193.0)	399 (188.3)	358 (169.0)	294 (138.8)	246 (116.1)	203 (95.8)	157 (74.1)	102 (48.1)	28 (13.2)	680	1.4	146
		SONES Ver.	2.9	3.4	3.3	4.0	5.0	6.1	6.3	6.8	7.1	7.2			
L500	120 VAC	CFM (L/s) Hor.	538 (253.9)	520 (245.4)	514 (242.6)	491 (231.7)	463 (218.5)	434 (204.8)	389 (183.6)	339 (160.0)	282 (133.1)	186 (87.8)	810	2.2	232
		SONES Hor.	3.0	3.1	3.3	3.6	4.0	4.4	5.0	5.7	6.2	6.7			
		CFM (L/s) Ver.	539 (254.4)	517 (244.0)	512 (241.6)	481 (227.0)	451 (212.8)	418 (197.3)	367 (173.2)	319 (150.6)	247 (116.6)	137 (64.7)	865	2.2	232
		SONES Ver.	2.9	3.1	3.2	3.4	3.8	4.2	4.8	5.9	6.3	6.4			
L500K	120 VAC	CFM (L/s) Hor.	506 (238.8)	484 (228.4)	481 (227.0)	460 (217.1)	435 (205.3)	418 (197.3)	389 (183.6)	337 (159.0)	301 (142.1)	231 (109.0)	700	2.2	232
		SONES Hor.	4.3	4.3	4.4	5.0	5.6	6.2	7.0	7.6	8.0	8.3			
		CFM (L/s) Ver.	481 (227.0)	472 (222.8)	473 (223.2)	443 (209.1)	418 (197.3)	388 (183.1)	353 (166.6)	311 (146.8)	262 (123.7)	187 (88.3)	705	2.2	232
		SONES Ver.	3.6	3.9	4.0	4.5	5.6	6.1	6.7	8.4	8.1	8.6			
L700	120 VAC	CFM (L/s) Hor.	722 (340.7)	704 (332.3)	701 (330.8)	667 (314.8)	640 (302)	607 (286.5)	571 (269.5)	534 (252.0)	453 (213.8)	333 (157.2)	960	2.9	313
		SONES Hor.	4.5	4.6	4.8	4.8	5.0	5.2	5.6	6.2	7.1	7.2			
		CFM (L/s) Ver.	708 (334.1)	691 (326.1)	687 (324.2)	658 (310.5)	628 (296.4)	597 (281.8)	560 (264.3)	515 (243.1)	444 (209.5)	312 (147.2)	985	2.9	313
		SONES Ver.	5.2	5.0	5.0	5.7	5.8	6.1	6.4	7.4	7.1	7.6			

Performance ratings include the effects of inlet grille and back draft damper in the air stream. Speed (RPM) shown is nominal. Performance is based on actual speed of test. The sound ratings shown are loudness values in fan sones at 5' (1.5m) in a hemispherical free field calculated per AMCA Std. 301. Values shown are for Installation Type B: Free inlet fan sone levels. Performance shown is for Installation Type B: Free inlet, Ducted outlet.



"Broan-NuTone LLC certifies that the models shown herein are licensed to bear the AMCA Seal. The ratings shown are based on tests and procedures performed in accordance with AMCA Publication 211 (and AMCA Publication 311 if sound is also certified) and comply with the requirements of the AMCA Certified Ratings Program."



### WEIGHT

MODEL	SHIPPING WT.
L400 & L500	33.8 lbs. (15.3 kg)
L400K & L500K	36.2 lbs. (16.4 kg)
L700	33.9 lbs. (15.4 kg)

